
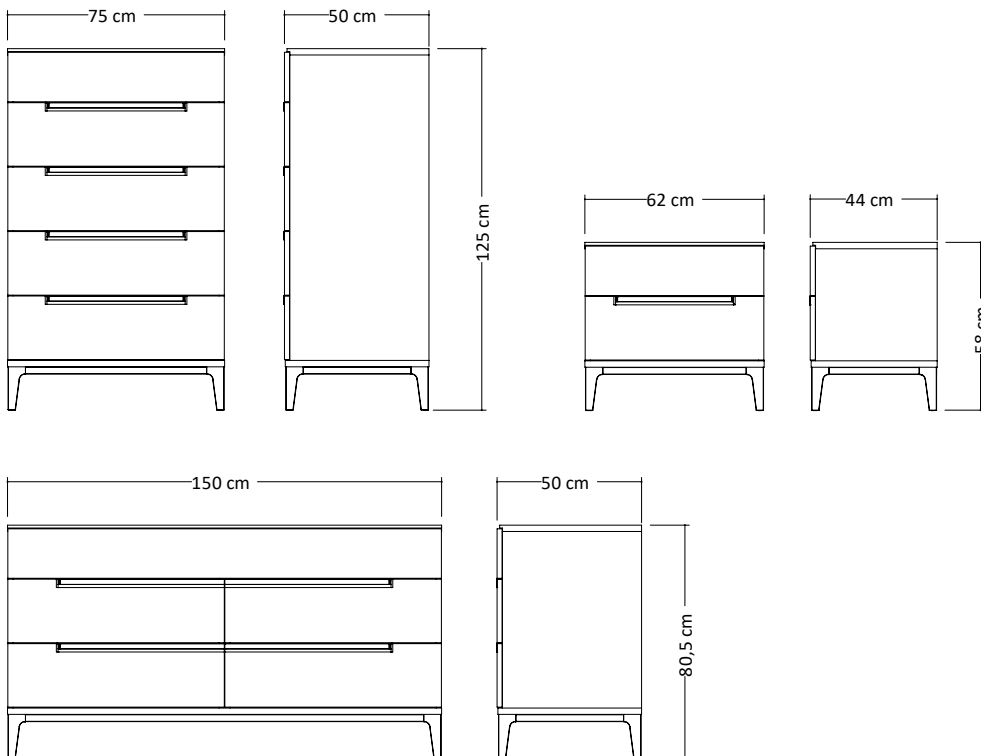


NIGHT TABLE, DRESSER, CHEST OF DRAWERS

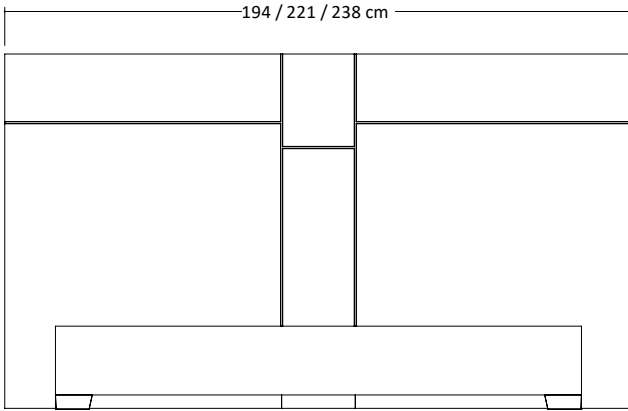


Top	22mm thick, engineered wood panel covered with low-pressure laminate (LPL) Elm color finish. 1mm thick, ABS edges.
Bottom	22mm thick, engineered wood panel covered with low-pressure laminate (LPL) Elm color finish. 1mm thick, ABS edges
Side panels	18mm thick, engineered wood panel covered with low-pressure laminate (LPL) Elm color finish, high gloss acrylic lacquer. 1mm thick, ABS edges
Division (only for dresser)	38mm thick, engineered wood panel covered with low-pressure laminate (LPL) Black color finish. 1mm thick, ABS edges
Back panel	3 mm thick, double-sided laminated MDF
Drawers	<ul style="list-style-type: none"> • Front: 18mm thick, engineered wood panel covered with low-pressure laminate (LPL) Elm color finish, high gloss acrylic lacquer. 1mm thick, ABS edges • Inside: 12mm thick, engineered wood panel covered with low-pressure laminate (LPL) Textured finish. Folding system • Bottom: 4mm thick, double-sided laminated MDF • Metal sliding guides with soft closing system
Handles	Groove handles, fiberglass ABS. Black chrome color
Feet	Fiberglass ABS, Black chrome color. H. 150mm

Cleaning:

- Please use a damp cloth and mild liquid detergent.
- Do not use abrasive sponges that can flatten the surfaces. Please use a soft cloth.
- Do not use powder detergent or abrasive products, bleach or highly chlorinated substances, acids and strong bases.

BED QS/180/KS

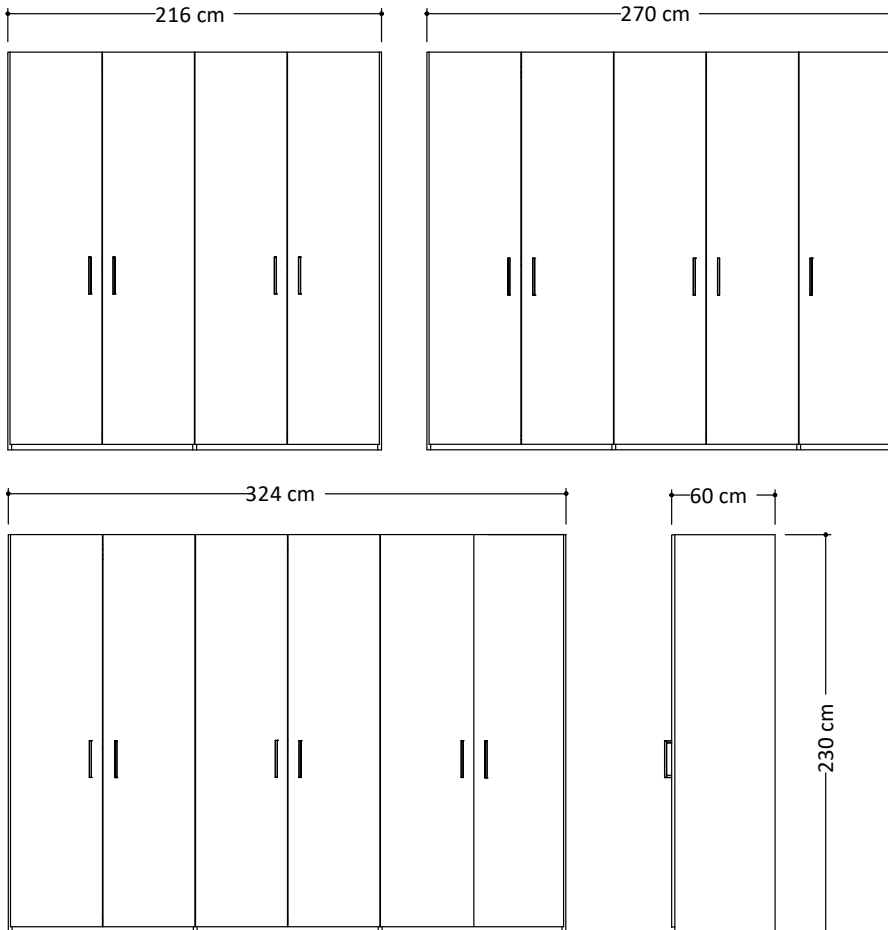


Siderails / Footboard	22mm thick, engineered wood panel covered with low-pressure laminate (LPL) Elm color finish, high gloss acrylic lacquer. 1mm thick, ABS edges
Headboard	<ul style="list-style-type: none"> • Front panels: - 22mm thick, engineered wood panel covered with low-pressure laminate (LPL) Elm color finish, high gloss acrylic lacquer. 1mm thick, ABS edges - ABS strip 2x8mm. Black chrome color • Back panel: 22mm thick, engineered wood panel covered with low-pressure laminate (LPL) Elm color finish. 1mm thick, ABS edges
Feet	Fiberglass ABS. Black Chrome color. H. 50mm

Cleaning:

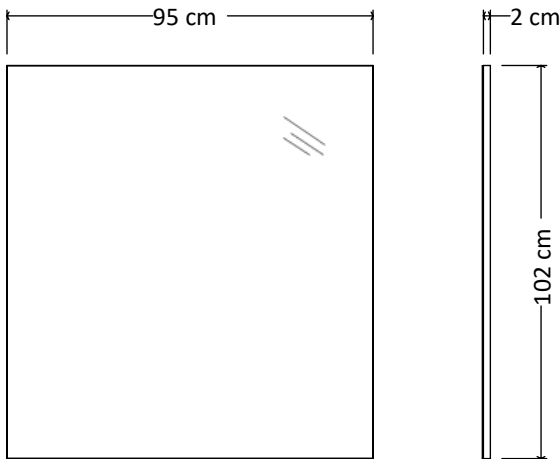
- ***Please use a damp cloth and mild liquid detergent.***
- ***Do not use abrasive sponges that can flatten the surfaces. Please use a soft cloth.***
- ***Do not use powder detergent or abrasive products, bleach or highly chlorinated substances, acids and strong bases.***

WARDROBES



Top	22mm thick, engineered wood panel covered with low-pressure laminate (LPL) Elm color finish. 1mm thick, ABS edges
Bottom	22mm thick, engineered wood panel covered with low-pressure laminate (LPL) Elm color finish. 1mm thick, ABS edges
Sides Panels	22mm thick, engineered wood panel covered with low-pressure laminate (LPL) Elm color finish, high gloss acrylic lacquer. 1mm thick, ABS edges
Divisions	22mm thick, engineered wood panel covered with low-pressure laminate (LPL) Elm color finish. 1mm thick, ABS edges
Shelves	28mm thick, engineered wood panel covered with low-pressure laminate (LPL) Elm color finish. 1mm thick, ABS edges
Doors	18mm thick, engineered wood panel covered with low-pressure laminate (LPL) Elm color finish, high gloss acrylic lacquer. 1mm thick, ABS edges
Mirror for doors	3mm thick
Back Panel	4mm thick, double-sided laminated MDF
Handles	Metal Black chrome finish
Hinges	Metal, soft closing mechanism. Metal screw covers
Feet	Hi-Tech hidden feet, adjustable from inside of the wardrobe

MIRROR

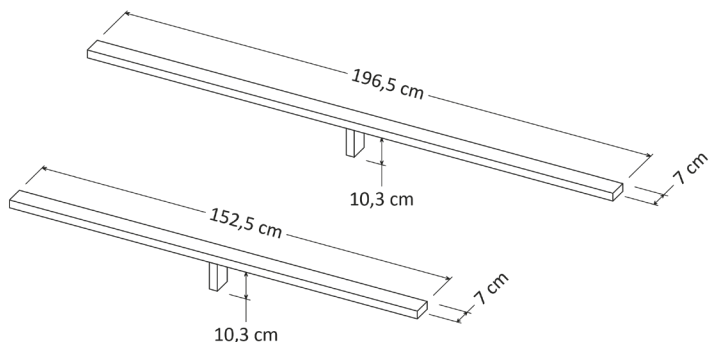


Panel	18mm thick, engineered wood panel covered with low-pressure laminate (LPL) Elm color finish. 1mm thick, ABS edges
Mirror	3mm thick

Cleaning:

- ***Please use a damp cloth and mild liquid detergent.***
- ***Do not use abrasive sponges that can flatten the surfaces. Please use a soft cloth.***
- ***Do not use powder detergent or abrasive products, bleach or highly chlorinated substances, acids and strong bases.***

BED CROSSBARS (Optional)



Material

30mm thick, raw spruce wood

Our furniture is made in compliance with the following regulations:

UNI EN 14749



The standard specifies the safety requirements and test methods for the structures of all types of domestic, kitchen and bathroom storage furniture and their components.

ASTM F2057-19

Standard Safety Specification for Clothing Storage Units

This safety specification is intended to reduce injuries and deaths of children from hazards associated with tip over of clothing storage units, it covers chests, drawer chests, chests of drawers, dressers, and bureaus only.

The procedures for stability testing of the drawer are presented in details. During the test, the unit shall not tip over or be supported only by an opened drawer, opened door, or opened or unopened flap.

WARNING	
	<p>Children have died from furniture tipover. To reduce the risk of furniture tipover:</p> <ul style="list-style-type: none">• ALWAYS install tipover restraint provided.• NEVER put a TV on this product.• NEVER allow children to stand, climb or hang on drawers, doors, or shelves.• NEVER open more than one drawer at a time.• Place heaviest items in the lowest drawers.
	<p>This is a permanent label. Do not remove!</p>